


















# Online Safety: Staying SMART Online

<p><b>Aim:</b> Use technology safely and respectfully in the context of learning about the SMART rules for Internet safety.</p> <p>To understand how to communicate safely online.</p>	<p><b>Success Criteria:</b> I can explain what each letter of SMART stands for.</p> <p>I can spot when something online might not be safe.</p> <p>I can explain what to do if something online is not safe or upsets me.</p> <p>I can make links between the offline and online world.</p>	<p><b>Resources:</b> <a href="#">Lesson Pack</a></p>
<p><b>Key/New Words:</b> Safe, meet, accept, reliable, tell, online, trusted, adult.</p>	<p><b>Preparation:</b> <a href="#">SMART Zoobook Messenger Activity Sheet</a> - 1 per child <a href="#">Keep Kia Safe Activity Sheet</a> - as required <a href="#">SMART Bookmarks</a> - 1 per child</p>	

**Prior Learning:** The children should have already accessed the Internet in school, either via a tablet, laptop or desktop computer.

## Learning Sequence

	<p><b>SMART Zoo:</b> Use the <a href="#">Lesson Presentation</a> to introduce Spud Smart and SMART Zoo.</p>	
	<p><b>S for Safe:</b> Reveal @CreepyCroc's message and the responses. Discuss what @Ella_Elephant should have done.</p>	
	<p><b>M for Meet:</b> Reveal @CreepyCroc's message and the responses. Discuss what @Lee_Lion should have done.</p>	
	<p><b>A for Accept:</b> Reveal @CreepyCroc's message and the responses. Discuss what @MiaMonkey should have done.</p>	
	<p><b>R for Reliable:</b> Reveal @CreepyCroc's message and the responses. Discuss (in pairs) what @MiaMonkey should have done.</p>	
	<p><b>T for Tell:</b> Reveal @CreepyCroc's message and the responses. Ask children to discuss (in pairs) what they would do if someone hurt or upset them in the playground. Explain that this is the same in the online world and that they should always tell a trusted adult. <i>Can children make their own links between the offline and online world?</i></p>	
	<p><b>Welcome to Our New Animals:</b> Explain that two new animals have arrived at the zoo and need some help to stay safe online. Read out the message that Patty Parrot has received on Zoobook Messenger. Children work in groups and complete the <a href="#">SMART Zoobook Messenger Activity Sheet</a>. <i>Can children spot when something online might not be safe? Can they explain what to do if something online is not safe?</i></p> <div style="display: flex; justify-content: space-around;"> <div data-bbox="220 1550 571 1809">  <p>Children discuss the message in an adult-led group and decide what Patty Parrot should do, thinking about the SMART rules. Children can write down their idea, or an adult can record their responses.</p> </div> <div data-bbox="619 1550 970 1751">  <p>Children discuss the message in their group and decide what Patty Parrot should do, thinking about the SMART rules. Children write down their idea.</p> </div> <div data-bbox="1018 1550 1385 1977">  <p>Children discuss the message in their group and decide what Patty Parrot should do, thinking about the SMART rules. Children write down their idea. They could also complete the <a href="#">Keep Kia Safe Activity Sheet</a>, reading the message themselves and explaining why it might not be safe and what Kia Kangaroo should do.</p> </div> </div>	

# Online Safety: Staying SMART Online



**Are You SMART Enough?** Provide each child with the **SMART Bookmarks** to fill in to see if they can remember the SMART rules. Use the **Lesson Presentation** to confirm what each letter stands for and ask children to explain what each word means. Tell children that they can take their bookmarks home to share the SMART rules with their parents/carers. *Can children remember what each letter in SMART stands for? Can they explain what each word means?*



## Taskit

**Shareit:** Children take home their completed bookmarks and share them with friends and family to make sure everyone is following the SMART rules outside of school.

**Makeit:** Children can make their own \_\_\_\_\_ to display in a computer area or computer room to inform other children how to stay safe online.



# Computing

Online Safety

# Staying SMART Online



# Aim

- To understand how to communicate safely online.

# Success Criteria

- I can explain what each letter of SMART stands for.
- I can spot when something online might not be safe.
- I can explain what to do if something online is not safe or upsets me.
- I can make links between the offline and online world.

# SMART Zoo

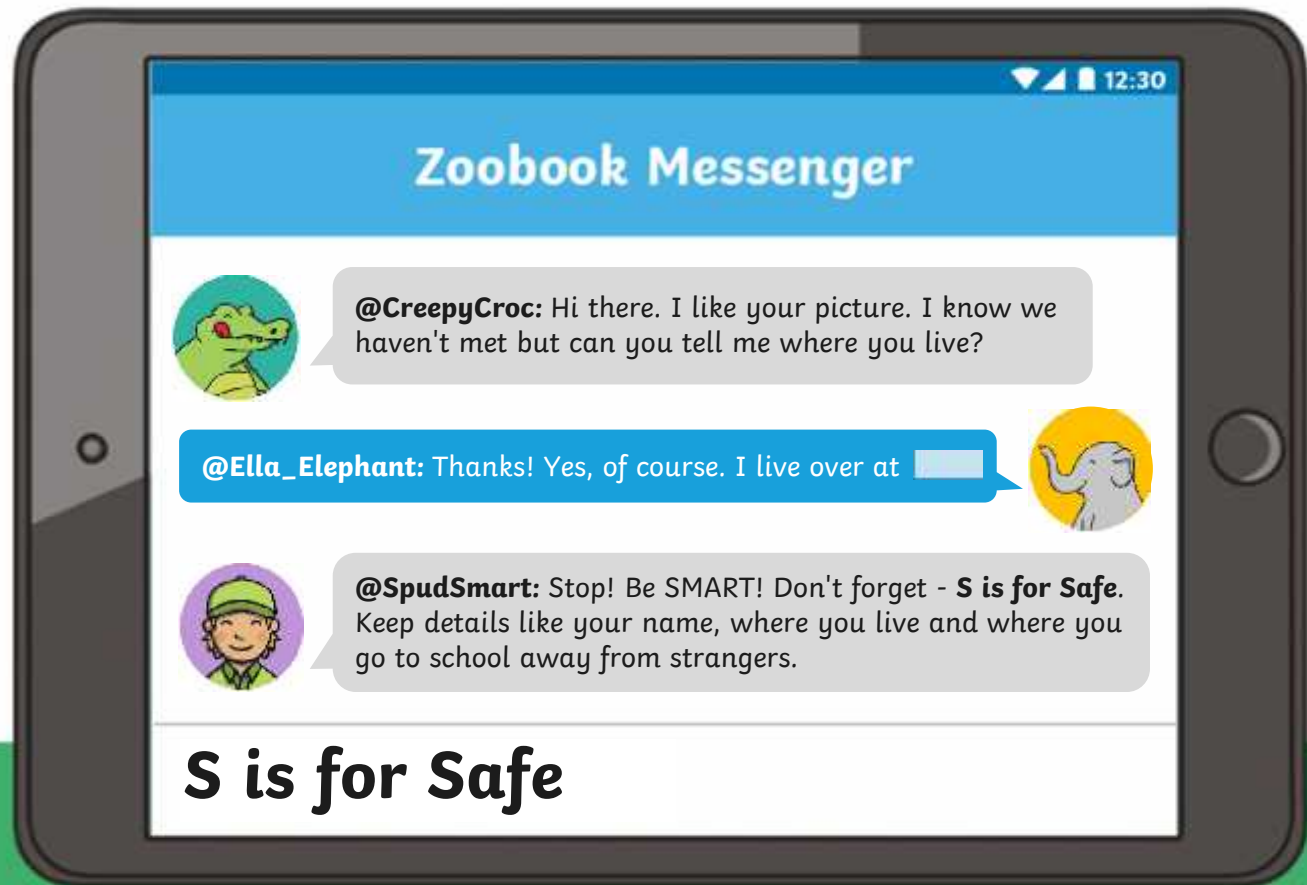
Welcome to SMART Zoo. This zoo is very special because all the animals love to go online and use the Internet!

This is Spud Smart. He's the zookeeper and it's his job to remind all the animals to stay safe online.



To do this, Spud follows the SMART rules.

# S for Safe



What should Ella Elephant have done?

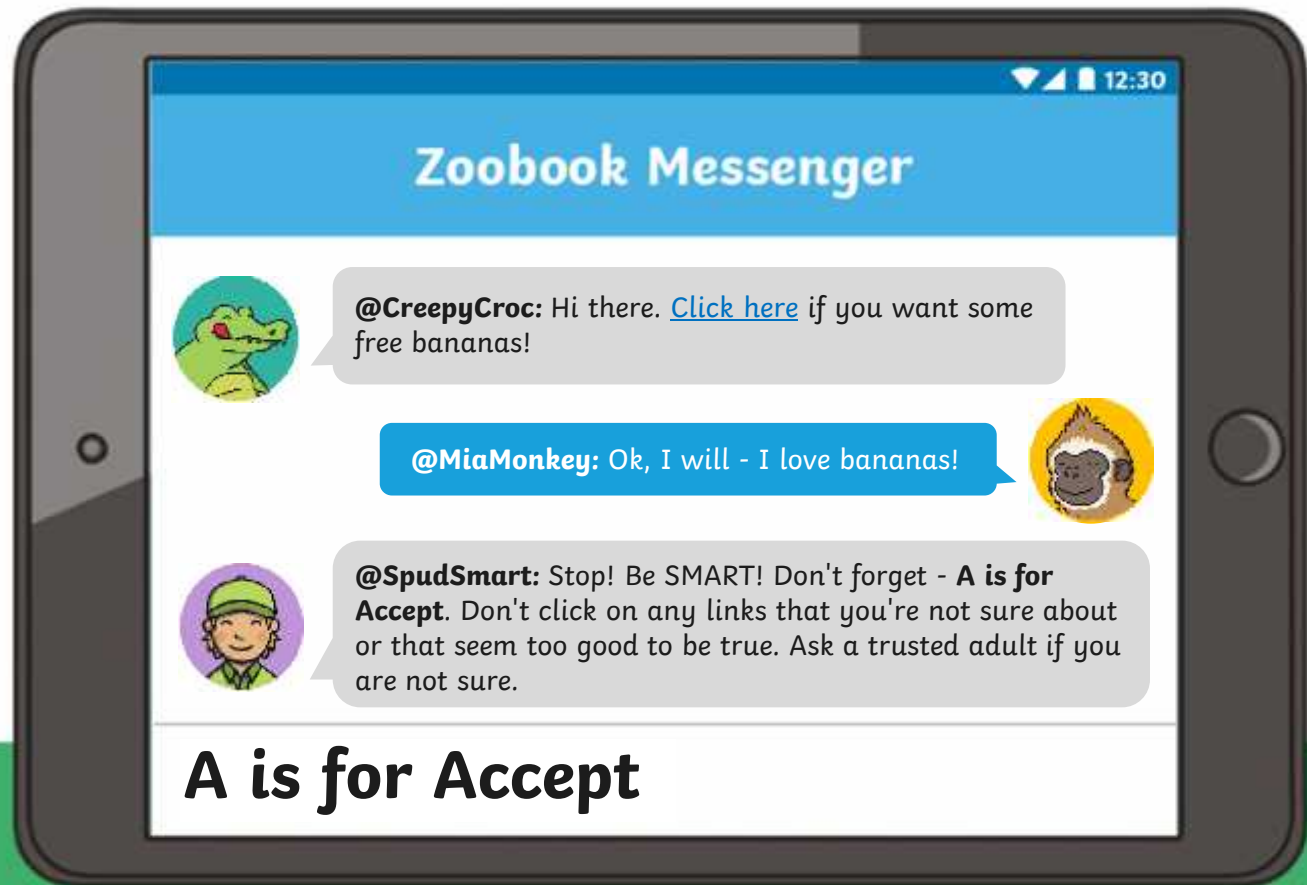
# M for Meet



What should Lee Lion have done?



# A for Accept



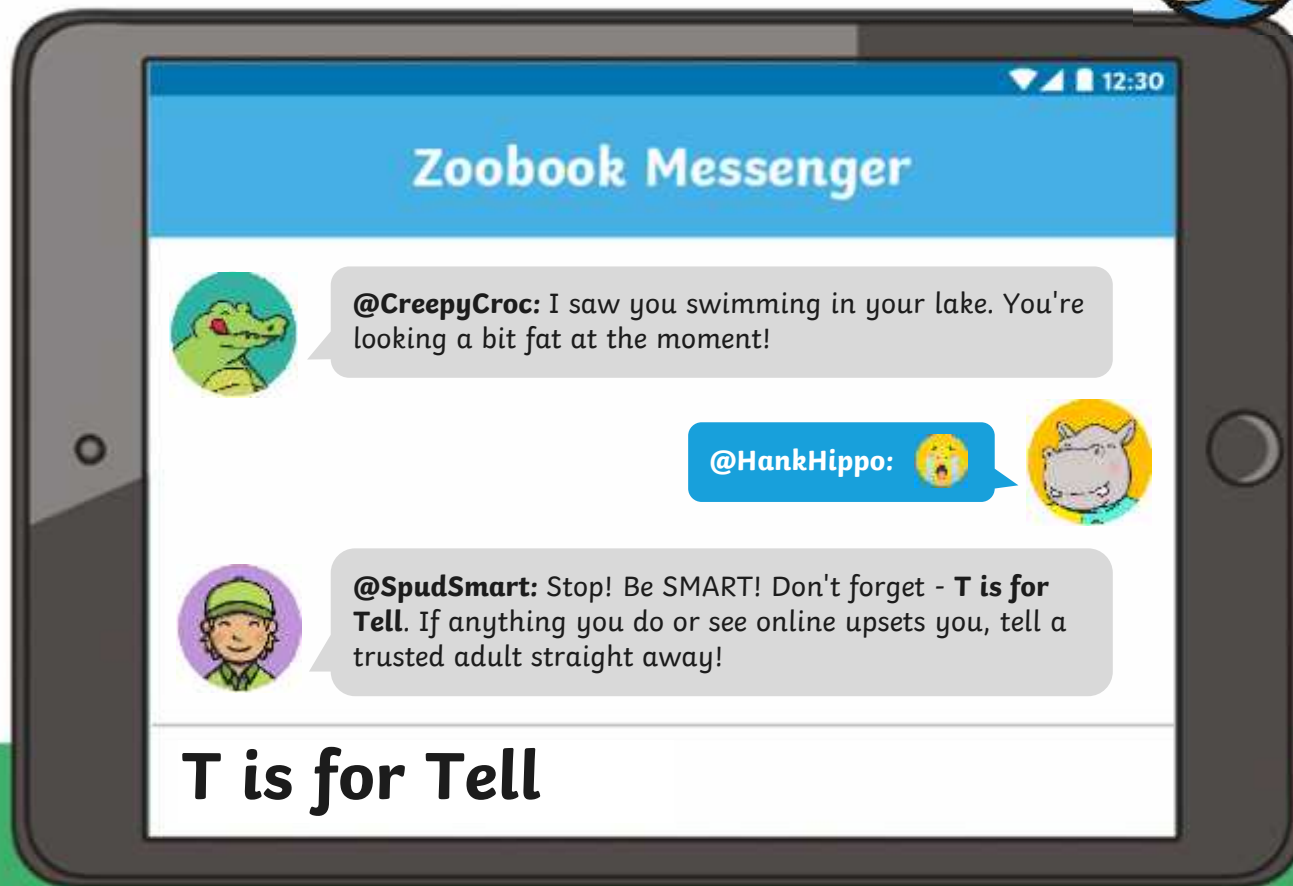
What should Mia Monkey have done?

# R for Reliable



What should Mia Monkey have done? Talk to your partner.

# T for Tell



# T for Tell



What would you do if someone hurt or upset you in the playground? Talk to your partner.



The online world is just the same.





If you see, hear or read something online that upsets you then tell a trusted adult straight away.



# Welcome to Our New Animals



Two new animals have arrived at SMART zoo: Patty Parrot and Kia Kangaroo.



Can you help them to stay safe online?

# Welcome to Our New Animals



Patty Parrot has received this message.



# Welcome to Our New Animals



Talk to your group.

Is the message safe?

What should Patty Parrot do?

Remember the SMART rules!



**S** is for **Safe**  
**M** is for **Meet**  
**A** is for **Accept**  
**R** is for **Reliable**  
**T** is for **Tell**

## SMART Zoobook Messenger

Auto, Patrick has received this message:



Is this message safe? Talk to your group. Remember the SMART rules.  
What should Patty Parrot do?

---

---

---

---



Remember the SMART rules!

S is for Safe  
M is for Meet  
A is for Accept  
R is for Reliable  
T is for Tell

# Are You SMART Enough?



Can you remember what each letter is for?



**S**afe

**M**eet

**A**ccept

**R**eliable

**T**ell

Can you explain what each word means?



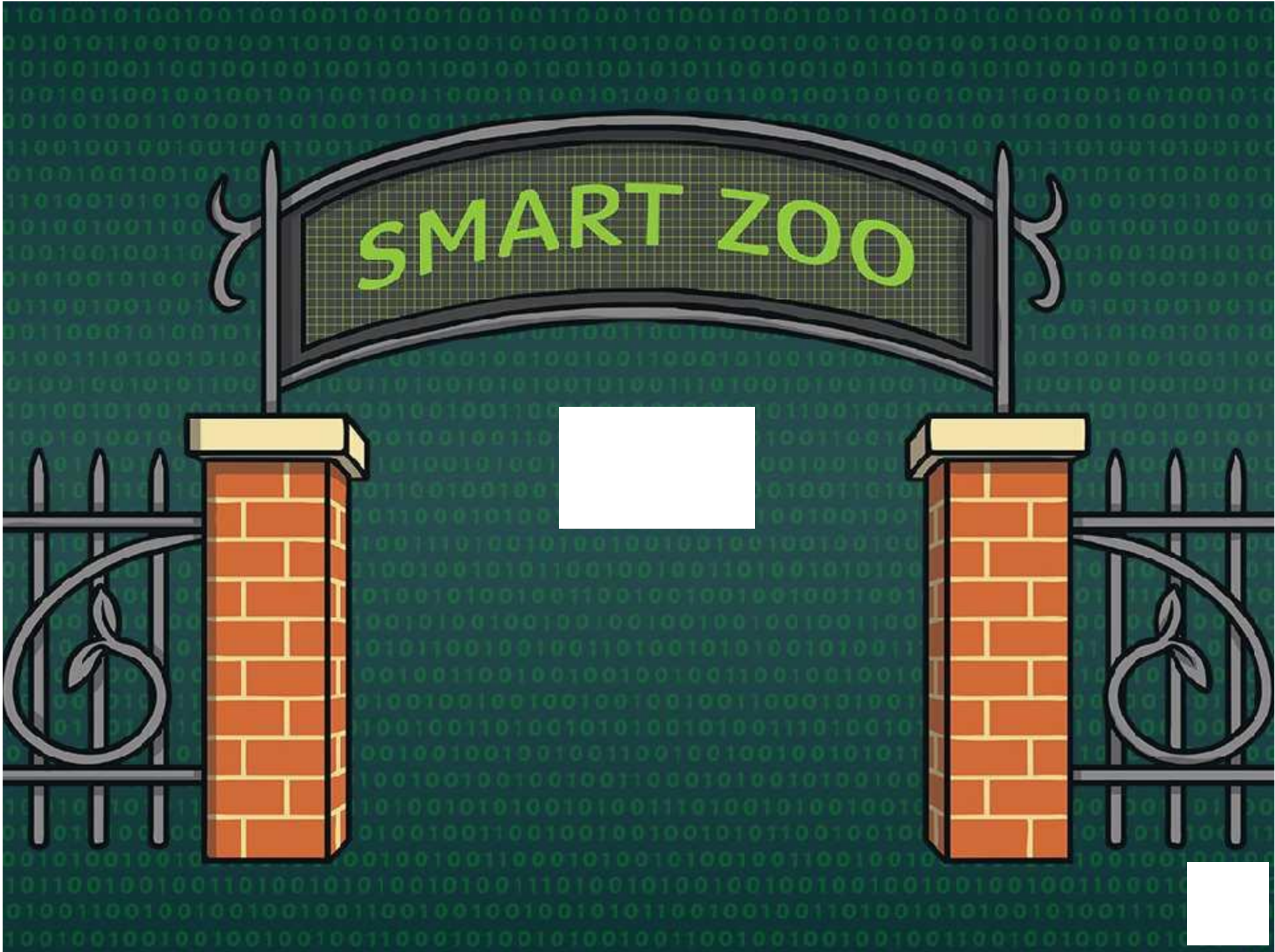
# Aim



- To understand how to communicate safely online.

# Success Criteria

- I can explain what each letter of SMART stands for.
- I can spot when something online might not be safe.
- I can explain what to do if something online is not safe or upsets me.
- I can make links between the offline and online world.



<b>Aim: To understand what personal information I need to keep safe.</b>				<b>Date:</b>					
				<b>Delivered By:</b>			<b>Support:</b>		
<b>Success Criteria</b>	<b>Me</b>	<b>Friend</b>	<b>Teacher</b>	<b>T</b>	<b>PPA</b>	<b>S</b>	<b>I</b>	<b>AL</b>	<b>GP</b>
I can talk about my own personal information.				<b>Notes/Evidence</b>					
I can recognise what personal information can affect my safety.									
I know who to tell if someone asks for my personal information.									
Next Steps									
) _____									
) _____									

<b>T</b>	Teacher	<b>I</b>	Independent
<b>PPA</b>	Planning, Preparation and Assessment	<b>AL</b>	Adult Led
<b>S</b>	Supply	<b>GP</b>	Guided Practice

<b>Aim: To understand what personal information I need to keep safe.</b>				<b>Date:</b>					
				<b>Delivered By:</b>			<b>Support:</b>		
<b>Success Criteria</b>	<b>Me</b>	<b>Friend</b>	<b>Teacher</b>	<b>T</b>	<b>PPA</b>	<b>S</b>	<b>I</b>	<b>AL</b>	<b>GP</b>
I can talk about my own personal information.				<b>Notes/Evidence</b>					
I can recognise what personal information can affect my safety.									
I know who to tell if someone asks for my personal information.									
Next Steps									
) _____									
) _____									

<b>T</b>	Teacher	<b>I</b>	Independent
<b>PPA</b>	Planning, Preparation and Assessment	<b>AL</b>	Adult Led
<b>S</b>	Supply	<b>GP</b>	Guided Practice

Aim: To understand how to communicate safely online.				Date:					
				Delivered By:			Support:		
Success Criteria	Me	Friend	Teacher	T	PPA	S	I	AL	GP
I can explain what each letter of SMART stands for.				Notes/Evidence					
I can spot when something online might not be safe.									
I can explain what to do if something online is not safe or upsets me.									
I can make links between the offline and online world.									
Next Steps									
) _____									
) _____									

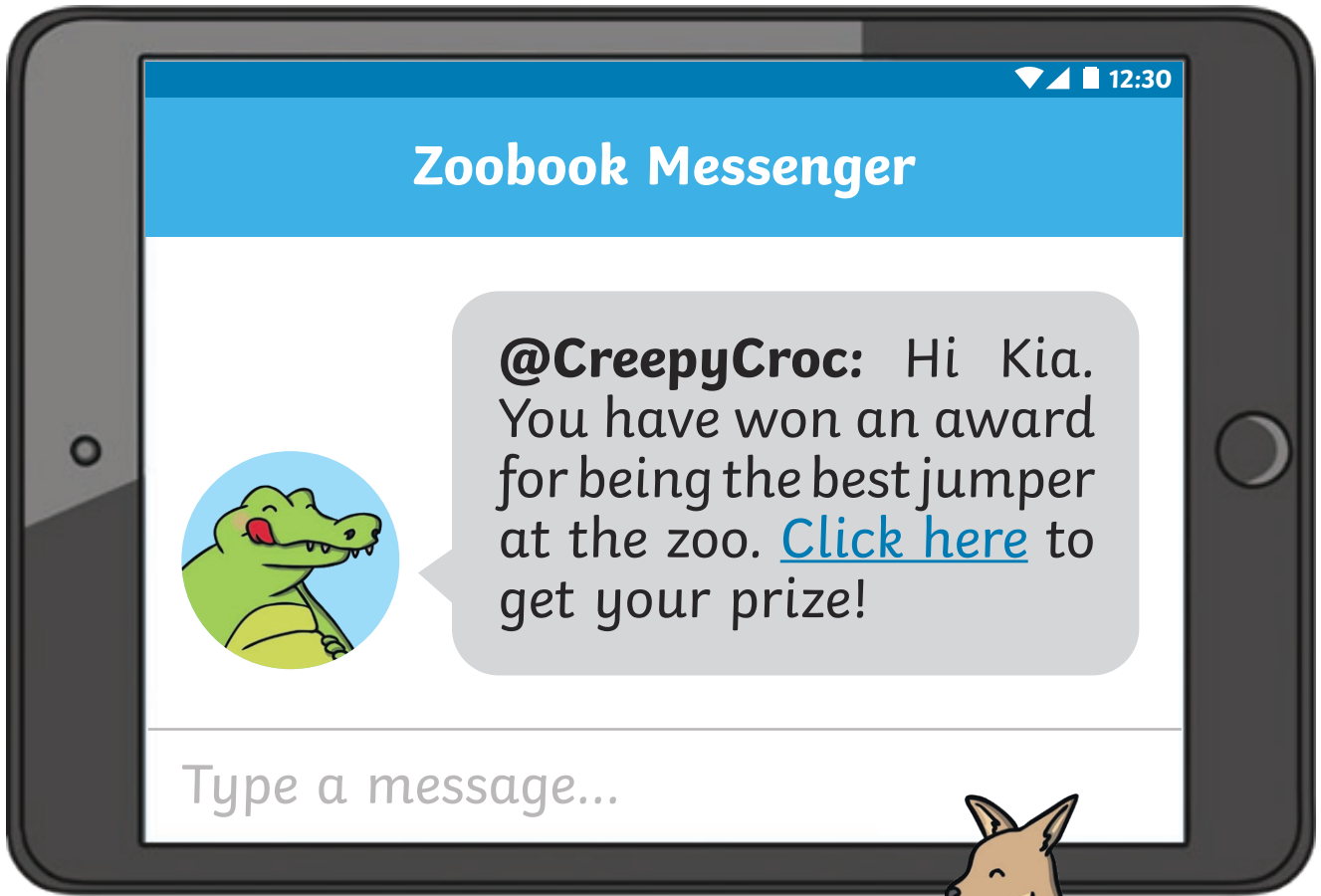
T	Teacher	I	Independent
PPA	Planning, Preparation and Assessment	AL	Adult Led
S	Supply	GP	Guided Practice

Aim: To understand how to communicate safely online.				Date:					
				Delivered By:			Support:		
Success Criteria	Me	Friend	Teacher	T	PPA	S	I	AL	GP
I can explain what each letter of SMART stands for.				Notes/Evidence					
I can spot when something online might not be safe.									
I can explain what to do if something online is not safe or upsets me.									
I can make links between the offline and online world.									
Next Steps									
) _____									
) _____									

T	Teacher	I	Independent
PPA	Planning, Preparation and Assessment	AL	Adult Led
S	Supply	GP	Guided Practice

# Keep Kia Safe

Kia Kangaroo has received this message.



Why might this message not be safe? Remember the SMART rules.


---

---

What should Kia Kangaroo do?

---

---



**Remember the SMART rules!**

- S** is for **Safe**
- M** is for **Meet**
- A** is for **Accept**
- R** is for **Reliable**
- T** is for **Tell**

S \_\_\_\_\_

M \_\_\_\_\_

A \_\_\_\_\_

R \_\_\_\_\_

T \_\_\_\_\_

S \_\_\_\_\_

M \_\_\_\_\_

A \_\_\_\_\_

R \_\_\_\_\_

T \_\_\_\_\_

S \_\_\_\_\_

M \_\_\_\_\_

A \_\_\_\_\_

R \_\_\_\_\_

T \_\_\_\_\_

S \_\_\_\_\_

M \_\_\_\_\_

A \_\_\_\_\_

R \_\_\_\_\_

T \_\_\_\_\_


# SMART Zoobook Messenger

Patty Parrot has received this message.



Is this message safe? Talk to your group. Remember the SMART rules.

What should Patty Parrot do?



**Remember the SMART rules!**

- S** is for **Safe**
- M** is for **Meet**
- A** is for **Accept**
- R** is for **Reliable**
- T** is for **Tell**

Online Safety | Staying SMART Online

<b>To understand how to communicate safely online.</b>		
I can explain what each letter of SMART stands for.		
I can spot when something online might not be safe.		
I can explain what to do if something online is not safe or upsets me.		
I can make links between the offline and online world.		

Online Safety | Staying SMART Online

<b>To understand how to communicate safely online.</b>		
I can explain what each letter of SMART stands for.		
I can spot when something online might not be safe.		
I can explain what to do if something online is not safe or upsets me.		
I can make links between the offline and online world.		

Online Safety | Staying SMART Online

<b>To understand how to communicate safely online.</b>		
I can explain what each letter of SMART stands for.		
I can spot when something online might not be safe.		
I can explain what to do if something online is not safe or upsets me.		
I can make links between the offline and online world.		

Online Safety | Staying SMART Online

<b>To understand how to communicate safely online.</b>		
I can explain what each letter of SMART stands for.		
I can spot when something online might not be safe.		
I can explain what to do if something online is not safe or upsets me.		
I can make links between the offline and online world.		

Online Safety | Staying SMART Online

<b>To understand how to communicate safely online.</b>		
I can explain what each letter of SMART stands for.		
I can spot when something online might not be safe.		
I can explain what to do if something online is not safe or upsets me.		
I can make links between the offline and online world.		

Online Safety | Staying SMART Online

<b>To understand how to communicate safely online.</b>		
I can explain what each letter of SMART stands for.		
I can spot when something online might not be safe.		
I can explain what to do if something online is not safe or upsets me.		
I can make links between the offline and online world.		

Online Safety | Staying SMART Online

<b>To understand how to communicate safely online.</b>		
I can explain what each letter of SMART stands for.		
I can spot when something online might not be safe.		
I can explain what to do if something online is not safe or upsets me.		
I can make links between the offline and online world.		

Online Safety | Staying SMART Online

<b>To understand how to communicate safely online.</b>		
I can explain what each letter of SMART stands for.		
I can spot when something online might not be safe.		
I can explain what to do if something online is not safe or upsets me.		
I can make links between the offline and online world.		